

A photograph of a long, narrow Gothic library aisle. The ceiling is a complex ribbed vault with intricate tracery. The walls are made of stone and feature a series of small, arched niches on the left side. The floor is paved with large, square tiles. The perspective leads the eye down the aisle towards a dark, arched doorway at the far end.

MISSISSIPPI LIBRARIES

Volume 75, No. 2

Summer 2012

EDITORIAL STAFF

GUEST EDITOR

Jennifer Brannock
The University of Southern Mississippi
jennifer.brannock@usm.edu

EDITOR

Alex P. Watson
J. D. Williams Library
The University of Mississippi
P.O. Box 1848
University, MS 38677-1848
apwatson@olemiss.edu
662-915-5866

ASSISTANT EDITOR

Blair Booker
Holmes Community College
bbooker@holmescc.edu

COPY EDITOR

Tracy Carr Seabold
Mississippi Library Commission
tcarr@mlc.lib.ms.us

ADVERTISING EDITOR

Alex P. Watson
The University of Mississippi
apwatson@olemiss.edu

REPORTER

Tina Harry
The University of Mississippi
tharry@olemiss.edu

BOOK REVIEW EDITOR

Jennifer Brannock
The University of Southern Mississippi
jennifer.brannock@usm.edu

MLA PUBLICITY COMMITTEE CHAIR

David Schommer
Watkins Elementary School
trumpetdls@aol.com

INDEXER

Shirlene Stogner
The University of Southern Mississippi
shirlene.stogner@usm.edu

CONTENTS

FEATURES

- President's Page**45
Stephen Cunetto, President, Mississippi Library Association
- Librarians and Architects: Q & A**.....46
Joyce M. Shaw and Philip W. Shaw
- Library Renovation Lessons Learned...and Still Learning**.....47
Mantra Henderson, M.L.I.S.
- New Job, New Setting, New...Everything: The Story of Two New Reference**49
Librarians and How They Survived a Library Renovation Project
Adelia Grabowsky and Melissa Wright, M.L.I.S., Ph.D.
- Storage Room to Conservation Lab: How the University of**53
Miami Libraries Built the First Lab in South Florida
Scott David Reinke and Duvy Argandona
- If You Build It, They Will Come: Development of a Library Teen Room**56
Casey Hughes, Susan Cassagne and Marianne Raley

IN EVERY ISSUE

- News Briefs.....59
- People in the News.....62
- About Books.....62

On the cover: Gloucester Cloisters by Elizabeth L. Beaud.

MISSISSIPPI LIBRARIES

Mississippi Libraries is a publication of the Mississippi Library Association (MLA). The articles, reports, and features herein represent the viewpoints of their respective authors and are not necessarily the official opinions of the Association.

Subscription Rates: \$16.00 per year (\$4.00 per issue); \$24.00 per year outside of the U.S.; free to MLA members. Back issues are available from University Microfilms International.

Advertising Rates: Rates are available upon request from the Advertising Editor.

Advertising Deadlines: Spring: February 10; Summer: May 10; Fall: August 10; Winter: November 10

Submissions: Manuscripts must be submitted in electronic format in Microsoft Word, WordPerfect, or ASCII text format. Documents can be sent as an attachment via e-mail.

Deadlines for submission: Spring: February 2; Summer: May 2; Fall: August 2; Winter: November 2.

In order to assure the widest possible audience for the work published in *Mississippi Libraries*, that work is added in electronic form to the Mississippi Library Association Web site and, by contractual agreement, to one or more EBSCO Publishing databases. *Mississippi Libraries* is also indexed in *Library Literature* and *Information Sciences Abstracts*.

Dues must be paid by March 15 in order to receive the Spring issue of *Mississippi Libraries*.

MISSISSIPPI LIBRARY ASSOCIATION

P.O. Box 13687
 Jackson, MS 39236-3687
 Office Hours: 9 a.m. – 1 p.m. M, Tu, Th, F
 E-mail: info@misslib.org
 Executive Secretary: Mary Julia Anderson
 MLA Web site: <http://misslib.org>
 Webmaster: webmaster@misslib.org

MLA EXECUTIVE BOARD**Stephen Cunetto****President**

Administrator of Systems, Mitchell Memorial Library
 Mississippi State University
scunetto@library.msstate.edu
 662-325-8542

Lynn F. Shurden**Vice President/President Elect**

Director
 Bolivar County Library System
lshurden@bolivar.lib.ms.us
 662-843-2774 ext. 102

Patricia Matthes**Secretary**

Assistant Dean for Technical Services
 Mississippi State University
pmatthes@library.msstate.edu
 662-325-7662

Kathy Buntin**Treasurer**

Consultant
 Mississippi Library Commission
kbuntin@mlc.lib.ms.us
 601-432-4111

Jennifer A. Smith**Immediate Past President**

Assistant Director
 Warren County/Vicksburg Public Library
jensmith@warren.lib.ms.us
 601-636-6411

Jeff Slagell**ALA Councilor**

Dean of Library Services, Roberts-Laforge Library
 Delta State University
jslagell@deltastate.edu
 662-846-4441

Deborah Lee**SELA Councilor**

Coordinator/Professor
 Mississippi State University
dlee@library.msstate.edu
 662-325-0810

Melissa R. Dennis**ACRL Section Chair**

mdennis@olemiss.edu

Public Library Section Chair**Jennifer Stephenson**

jstephenson@greenwood.lib.ms.us

School Library Section Chairs**Venetia Oglesby**

venetia.oglesby@lowndes.k12.ms.us

Susan Sparkman

ssparkman@jackson.k12.ms.us

Special Libraries Section Chair**Sheila A. Cork**

scork@noma.org

For additional information and a list of committees and roundtables, see the Mississippi Library Association's Web site at <http://www.misslib.org/>.

PRESIDENT'S PAGE

I'd like to take this opportunity to let you know that I have asked Jeff Slagel and Catherine Nathan to chair the Long Range Planning Committee with the intent of assisting the Board in coming up with a long range plan that will guide the association over the 3-5 years. In order to build this plan we need to hear from our members about your vision for the association. To that end, we will have a Long Range Planning listening session at the MLA Conference in Natchez. This will give you an opportunity to express your thoughts and ideas. I invite you to share your ideas with Jeff, Catherine and other members of the Executive Committee.

As you may know by now, MAGNOLIA funding is secure again this year. Thanks to many individuals throughout the state, MAGNOLIA was funded at the same level as the previous year! Although the legislative funding was not enough to pay for all of the MAGNOLIA databases the Mississippi Library Commission paid for OCLC FirstSearch and a portion of Credo Reference from their LSTA funding. The balance was paid by contributions from MELO, the various community colleges, and various universities and public libraries from around the state. We are indebted to these libraries for keeping this valuable resource available to the citizens of Mississippi.

Like most of the libraries around the state and the country, the Mississippi Library Association is trying to be as frugal with our limited funding as possible. The Fiscal Management Committee under the



Stephen Cunetto
 2012 MLA President

direction of Carol Green worked very hard to establish the 2012 budget. It was a very difficult task and one that required the MLA Board to make some tough decisions including raising conference registration fees, raising membership dues and reducing the number of issues for Mississippi Libraries. The increased conference registration fees will be take affect with the 2012 conference but membership fees will be voted upon by the membership at the MLA conference, going into effect in

January 2013. We also asked Alex Watson, editor of *Mississippi Libraries*, to reduce the number of issues from 4 to 3 to save funds. I have also appointed an ad hoc committee chaired by Ann Branton to look into transitioning *Mississippi Libraries* to an online publication. To assist with the financial situation, we are asking everyone to renew their individual and their organizational membership regardless of whether you are able to attend the MLA conference. If you have new librarians, please encourage them to become active MLA members and to support their statewide library association.

Vice-President Lynn Shurden and her conference committees have been working very hard this summer planning for the MLA conference in Natchez. I know this is going to be another excellent conference that will be inspiring and educational for all of us. I hope that you will make plans to attend the conference.

I look forward to seeing you in Natchez in October! ■

mla

Librarians and Architects: Q & A

Joyce M. Shaw, Head, Gunter Library, and Associate Professor • University of Southern Mississippi • joyce.shaw@usm.edu

Philip W. Shaw, Architect • Shaw Design Group • shawdesigngroup@cableone.net

ABSTRACT

A librarian and an architect discussed the process of planning and designing or renovating a library. Their discussion is presented in a question and answer format. A resource list is included.

INTRODUCTION

In spite of several decades of doomsday prophecies about the end of libraries as the physical space we know, libraries not only still stand, but continue to prosper and grow. People still use libraries. Books, magazines and journals – in many interesting and changing formats, continue to be published, and librarians continue to provide services that help patrons navigate these changes. Libraries as a place and sense of place continue to be more than a simple repository for books. In communities, schools, universities, and organizations, libraries are cultural centers and intellectual loci.

If the opportunity arises for you to be involved with planning a new library (or significantly renovating a library), then be prepared to act as the bridge between your institution and a professional design team. Whether or not your plans involve the creation of the award-winning library of the future, once you have made the decision to construct (or renovate) a library, the next step is to develop the relationship between two professionals – the librarian and the architect. This article provides an overview to building that relationship using a question and answer format and includes a short list of books, articles, and Web resources to help you feel confident and comfortable in the world of design and construction. The following questions posed by a librarian are answered with the help of an architect.

QUESTIONS AND ANSWERS

1. Who will be involved with making the selection of the design team? Do not be surprised if you are brought into the

process after an architectural firm has been chosen.

2. Is having previously designed a library an important factor when selecting an architectural firm? This is not a deal breaker. A good architect should have the skills to make it work.
3. If the firm has not designed a library, what local commercial spaces, schools, public, or community facilities should be included in its portfolio? This is the typical scenario. Pay a visit to some of their other projects and note what elements you like and do not like.
4. Has the firm worked with stakeholders in the public arena including volunteer and elected boards, community members, college presidents, librarians, campus architects, and others? In some cases, the librarian will represent these groups and will bring the stakeholder's issues to the table. Having a designer who is willing to meet with the stakeholders is a plus.
5. What specifics do architects need to know about your library? This is the most important question! Try to detail this part of the discussion as comprehensively as possible to the team. If you are using this renovation or new building to make major changes in your services, programs, the collection, or technology, now is the time to describe how you see the space functioning now and in the future.
6. If you are involved with fundraising or a capitol campaign for funding the construction or renovation, have you partnered with the design firm for help with creating supporting materials? The firm can provide renderings, descriptions, models, and other props which will help explain the project to potential donors.
7. How important is having a "green" (sustainable) project? Does the firm have experience with LEED requirements and standards? Architects are very good at making green choices that are also long term money savers. If having a LEED certified project is a selling point to

donors or important for grants, be sure to make that known to the design team.

8. When is the best time to discuss finishes on counter tops, types of window shades, and carpet color? Interior decorating is best discussed near the end of the process. Most firms have someone who will work with you on finishing details.

The best way to approach a construction or renovation project is to be familiar with the concepts and vocabulary. Coming into the process as the library expert with enough information to feel comfortable with the process will make you a valuable resource for the design team. Use the following resource list to get a start on the process. ■

RESOURCE LIST

- American Institute of Architects. *You and Your Architect: A Guide for a Successful Partnership*. http://info.aia.org/blast_images/mrkt/brochure_wtw_yaya.pdf (accessed April 29, 2010).
- Darnton, Robert. "5 myths about the 'Information Age.'" *The Chronicle of Higher Education*, April 17, 2011. <http://chronicle.com/article/5-Myths-About-the-Information/127105/> (accessed April 20, 2011).
- Rolf Erikson and Carolyn Markuson, *Designing a School Library Media Center for the Future*. Chicago: American Library Association, 2007.
- Latimer, Karen. "Redefining the library: current trends in library design." *Art Libraries Journal* 35 (2010): 28-35.
- Leighton, Philip D., and David C. Weber. *Planning Academic and Research Library Buildings*. Chicago: ALA, 1999.
- Murdock, James. "Beauty and the book," *Architectural Record*. http://archrecord.construction.com/projects/building_types_study/libraries/2011/libraries-intro.asp (accessed May 5, 2011).
- Sannwald, William W., ed. *Checklist of Library Building Design Considerations*. Chicago: ALA, 2001.
- Steward, Christopher. *The Academic Library Building in the Digital Age: A Study of Construction, Planning, and Design of New Library Space*. Chicago: ACRL, 2010.
- U.S. Green Building Council. <http://www.usgbc.org/> (accessed May 5, 2011).
- Woodward, Jeannette A. *Countdown to a New Library: Managing the Building Project*. Chicago: ALA, 2000.

Library Renovation Lessons Learned...and Still Learning

Mantra Henderson, M.L.I.S.

*Director of James H. White Library
Mississippi Valley State University
mlhenderson@mvsu.edu*

ABSTRACT

This article focuses on the renovation of the James Herbert White Library at Mississippi Valley State University, and the lessons that were learned during the process. The massive renovation project of the James Herbert White Library presents a balance between aesthetics and functionality, library “look and feel” and technology, as well as honoring and remembering the past while creating a 21st century student-centered library.

There were many issues to consider. The issues, which will be planning considerations, architectural history, library design and building features, and the lessons learned during the process.

INTRODUCTION:

A BRIEF HISTORY OF THE JAMES HERBERT WHITE LIBRARY

When Mississippi Vocational College was established in 1950, there was no specific space allocated as a library. In 1957, when the “T” shaped Science-Library Building was completed, the college library took up residence in one of the wings. The college library had a seating capacity of 300 students, four office spaces, a faculty lounge, and shelf space for books, magazines, and other periodicals.

In 1954, Mr. John Perches became the college’s first official librarian. Under his tenure, the library grew progressively. Mr. Perches is credited with establishing the library’s first audio-visual center for high schools in the area. From 1957-1961, Ms. Berdie Odom Weir served as the librarian along with three assistants. During this time, the library collections grew to 4,551 books. In 1962, Mrs. Clara Bedenfield became head librarian. The library staff then consisted of seven staff members and several part-time student assistants. The collections grew to more than 22,918 volumes with subscriptions to 152 magazines

and 19 newspapers.

In 1968, under Mrs. Bedenfield’s leadership, the library contained 55,023 volumes with 24 staff members including student assistants. During the college’s Southern Association of Colleges and Schools (SACS) visit in 1968, the committee recommended that the university construct a new library, transfer the responsibilities for the library to the academic dean, hire an acquisition and a catalog librarian, and increase the collection holdings to 150,000 volumes. The same year, library automation was initiated in the circulation area. Following the 1968 SACS recommendations, construction to the new library commenced in 1971. The new 53,000 square foot library constructed at a cost of \$1,250,000 was designated as the James Herbert White Library. The new library was an award-winning, modern two story building (see figure 1) with an elevator, research carrels, group study rooms, a shelving capacity of 160,000 volumes, and the ability to seat 750 students. The library staff and its resources were relocated to the newly constructed library in 1973.



Figure 1 – Current James H. White Library 2010.

Since the 1970s, the university has seen a tremendous increase in its student population. Over time, this increase challenged the library’s ability to function and serve the educational and research needs of students, faculty, staff, and the community.

As the library is the heart of the university campus, physically and figuratively, the library plays a vital role in teaching and learning. In order to make this happen, the building required major enhancements and renovations. This all changed in 2005 when the library was slated to undergo a \$14,480,347 expansion and renovation project. The progress on this project came to a halt in 2007. However, in 2009, the project recommenced, but it changed from

a fourteen million dollar expansion-renovation project to an approximately thirteen million dollar renovation project.

The many lessons that were learned along the way and that library staff are still learning came during various stages of the project. However, the focus of this article will be on those that occurred during the planning process, the discovery of the architectural history of the current building, and the library design and building features phase of the project.

PLANNING PROCESS / CONSIDERATIONS

The James Herbert White Library supports the university’s mission by providing books, materials, services, and effective access to facilities and resources in support of the university curriculum. In addition, the library serves as a hub of the campus, stimulating teaching and learning from a global perspective. In collaboration with other academic units, the library promotes and empowers students and faculty to explore their research goals and flourish as lifelong learners. Moreover, the library embraces and supports the use of electronic technologies and instructing students in seeking, evaluating and interpreting information. Thus, the purpose was to create a facility that enhances the productivity of the faculty and students. The goal is to re-imagine and integrate traditional service approaches with information literacy and technology in locating, finding and interpreting information. Our central theme was user focused. However, during the course of the project, it was determined that there were several areas of concern that the library wanted the expansion and renovation to address. They included providing better use of learning spaces to create a better teaching and learning environment that includes individual and group spaces, enhancing natural daylight, improving temperature control, providing proper library signage, updating electrical and network wiring, compliance with ADA, adequate library staff workspace, providing for interactive learning capabilities, exhibits and recep-

tions, seamless computing integrating access, media and software applications, a cultural center, and space that would serve as an information commons.

Therefore, the first lesson learned was, to quote an old adage, "Don't count your chickens before they are hatched." The library staff had high hopes for the newly expanded-renovated space and had not considered other ideas. However, once the dialog began between the architect (Duvall Decker), university officials, Mississippi State Institutions of Higher Learning (IHL) officials, and the State of Mississippi Bureau of Buildings officials regarding concerns, it was discovered that some issues were not going to be addressed due a funding shortage. The focus was now on addressing library programmatic needs within the original 53,000 square footage instead of the 72,000 expanded-renovation version. The focus turned to ensuring that the needs of our services areas were met. We wanted to ensure that we addressed the redesigning of reference, circulation, serials, audio-visual, and the administrative office in order to ensure adequate work space and room for growth to all service areas.

The library was also concerned about the space for archives, library instruction, video conferencing, and proper library signage. It was determined that it is advisable to have a strong relationship with the architect; particularly, if the architect is conversant with the day-to-day operations of a library as Duvall-Decker was. The architects can serve as a strong advocate who can articulate the library's needs to those in IHL and the Bureau of Buildings who may not understand the library's programmatic functions and may assume that any amount of space will do for library service areas. It was during the initial 2005 expanded-renovated James H. White Library project that a precedent analysis was conducted of several libraries (The Joseph Cook Library-University of Southern Mississippi, Hattiesburg, MS; The Library Commission, Jackson, MS; The N. Murrey Atkins Library-University of North Carolina, Charlotte, NC; The Bostock Library Duke University, Durham, NC; and The D. H. Hill Library-North Carolina State University, Raleigh, NC) to ascertain the success and lessons learned at these libraries. It was discovered that all of the libraries had their own unique qualities

which meant that various voices were at the table in the design.

However, as with all construction projects, mishaps happen. During the project, the administrators at the university level and the library changed hands and all the initial key players were not replaced by successors which caused library staff to worry that the initial purpose for the project would be lost. Another lesson that was learned was to ensure that all key players are on board and quickly brought up to speed if they are new. Other aspects of the precedent analysis found that all libraries allowed eating and drinking and had some sort of coffee shop. Durability and user friendliness aspects were carefully implemented throughout each library. As this is something that we want to keep at the center of our renovation project, we were careful to pay attention to what lessons were learned during these projects. The other issues that were addressed were technology enhancements, collection capacity, new furnishings and equipment, a new entrance and façade for the front of the building, and the inclusion of an Internet café. Once these issues were solidified, library staff began to take a look at the architectural history of the building to see what if anything should be included in an effort to remember and honor the past.

ARCHITECTURAL HISTORY

The James H. White Library's original construction was completed in 1971, occupied and dedicated in 1973, and named in honor of the university's founding father and first president. The existing James Herbert White Library was constructed by M. M. Lockhart Construction Company with Brumfield & Craig from Jackson as the architect. The original planning for the library started in the mid 1960s and culminated in an award-winning functional library at a cost of \$1,227,655. The building was originally designed to house 160,000 books and to seat 750 students. The building includes 53,000 square feet divided into two stories (see figure 2). It is constructed with concrete columns and waffle slabs. The floor-to-floor heights are 15'4" on the first floor and 14'8" on the second floor providing enough room for the introduction of new infrastructure systems. The existing column spacing is 22'7"



Figure 2 – James H. White Library, 1973.

(which is not ideal for book stack spacing efficiency), but does provide a flexible floor plan to accommodate library functions. The existing structure was designed for traditional library stack structural loading. The basic structure appeared to be in very good condition and represented a valuable asset for the renovation project.

Once the original expansion-renovation project had begun, the intent was to expand outward. However, after the original expansion-renovation project came to a halt, we learned that the expansion outward would not happen. Thus, we inquired about adding additional levels. As library staff were going through the architectural history of the library, it was discovered that because of original construction, we could not add additional levels to our current building which contributed to the cancellation of the expansion plans. The amount of time and effort put forth on the expansion could have been better spent on other issues if the history of the structure would have been determined earlier. It was a hard lesson to learn but, it is best to know the history of your library to determine what can and cannot be done to it. Our next steps were to ensure that the newly renovated design and building features were met to our specifications with a focus on the library users.

LIBRARY DESIGN AND BUILDING FEATURES

The planned library is a comprehensive renovation of the existing James H. White Library. The renovation will fully address the needs and aspirations identified in the programming phase. The library construction was planned to occur in two phases to keep the current library functioning as long as possible. The first phase utilized the recently renovated Academic Skills Building, which is immediately adjacent to the library, to create a temporary library. The

second phase fully renovates the James H. White Library. The exterior of the building will be strategically renovated to improve the facility's energy performance by increasing insulation and harvesting natural light. The largely enclosed exterior will be opened with new, two-story glass bays which increase visual accessibility and engage the library into the campus center. The renovated library includes accessible collection stacks intermingled with ample study areas, accessible circulation and information desks, and multiple computer access points among the stack and study areas. All of the library administrative and library services spaces are arranged for ease of use to increase accessibility for library users. A library instruction classroom, 24-hour computer laboratory, learning resource center, accessible special collections and archives, children's reading area, and a coffee lounge are included to draw people into the library (see figure 3).



Figure 3 – Final design for the renovated J.H. White Library.

CONCLUSION AND LESSONS LEARNED

There were and are still many lessons being learned during the renovation of Mississippi Valley State University's James H. White Library. The many lessons that were learned along the way and that are still being learned include creating a strong relationship with the architect who can serve as a strong advocate, ensuring that all key players are on board and brought up to speed regarding the process, knowing your

library's history so that you know what can and cannot be done to it, having a clear-cut focus in mind before you begin renovation, and being flexible in your plans as things can and often will go awry. These lessons are worth it because the final result will be a facility that presents a balance between aesthetics and functionality, the library's "look and feel" and technology, as well as honoring and remembering the past while creating a 21st century student-centered library. ■

New Job, New Setting, New... Everything: The Story of Two New Reference Librarians and How They Survived a Library Renovation Project

Adelia Grabowsky
Reference Librarian

University of Mississippi Medical Center
agrabowsky@umc.edu

Melissa Wright, M.L.I.S., Ph.D.
Assistant Professor

Reference and Instructional Services Librarian
University of Mississippi Medical Center
mwright2@umc.edu

ABSTRACT

This article focuses on a renovation at the University of Mississippi Medical Center's Rowland Medical Library and how that renovation impacted two newly hired reference librarians. It includes a description of the renovation project and of the new layout of the library, explores the benefits of

being involved in such a major project, and ends with "top ten" pieces of advice for other new employees who are faced with a renovation project at their libraries.

In the summer of 2010, Rowland Medical Library (RML) at the University of Mississippi Medical Center hired us as the new reference librarians. Like any new employees, we began the task of learning "the lay of the land." As we were still learning the collection and our jobs, the one thing we both felt reasonably confident about was the physical layout of the building and where everything was located. However, Rowland Medical Library had learned in early 2010 that it was to join the likes of other health science libraries in San Francisco by losing space to other institutional requirements [(Persily 2010),

Durham (Thibodeau 2010), San Antonio (Tobia and Feldman 2010) Baltimore (Tooey 2010)]. In our case, half of the top floor would be converted to institutional administrative offices. A good portion of our collection would be stored on carts and wrapped in plastic until it could be transferred to a remote location. The upside of losing space and having to move items to remote storage was the chance to design and implement a much more student-friendly space. What follows is a description of the renovation project and how we, as new reference librarians, coped with having the proverbial rug of familiarity with our physical location ripped out from under us. We will end with our "top ten" pieces of advice for other new employees who are faced with a renovation project at their libraries.



1st Floor Before – Tall journal shelving blocks most of the 1st floor from enjoying the light and view of the beautiful floor-to-ceiling windows.



1st Floor After – The new layout places the scaled down journal shelving in the far right corner, and opens up an expansive area for study with an abundance of natural light and a lovely view over the campus.

RENOVATION TIMELINE

The plan for renovation was straightforward; divide the existing collection of books and journals by date and move the older items off-site in order to free up half of the second floor for the new administration offices and to create more room in the library's remaining part of the floor for student study space. It was also necessary to find and renovate a suitable off-site storage facility, move existing shelving there for books, and install new compact shelving both off-site and at the library to hold bound journals. All books and journals to be moved would have to be identified, removed from shelves, packed on carts, transported to the off-site facility, unpacked, and re-shelved. Meanwhile, the new compact shelving would have to be installed on the second floor of the library, the existing shelving would have to be reconfigured to hold the now smaller book collection, offices would have to be carved out for technical services in a new location, new lighting would have to be installed, study carrels and group study rooms fabricated, existing chairs recovered and new furniture unpacked and placed. Luckily, the university contracted for movers to do much of the physical labor. Unfortunately, as in many renovations, things did not go exactly as planned. The first off-site storage site was not acceptable, and a new one had to be located which proved to be a lengthier process than anticipated. The packing of books and journals which had been proceeding at a steady pace, stopped at this point in order to maintain access to as much of the collection as possible until a suitable off-site facility could be found. Meanwhile, when the second floor bookcases were moved to their new location, it was

discovered that the floor had discolored very unevenly, and even after deep cleaning, still looked horrible. New flooring had to be installed, but first, old flooring had to be removed causing the entire area to be off limits for a period of time. Add to that, normal delays like things not being delivered on time and contractors not able to start as scheduled with the fact that the entire library was trying to prepare for SACS accreditation. Considering all of the obstacles throughout the process, we kept our senses of humor, and the reference department continued to provide access to as much of the collection as possible.

NEW LAYOUT OF RML

Before the renovation, the first floor of the library contained Access Services, Reference Services and the reference collection, current journals, and several small collections (print indexes and abstracts, consumer health, humanities, and leisure reading). There was some study space interspersed among the shelving. When you entered the second floor, all you could see was a vast expanse of shelving from one end of the floor to the other. The space for the archives, offices, and workspace belonging to technical services were in the back corner with some individual enclosed study carrels and open study space located along the perimeter. Post-renovation, there is a dramatic change to both floors. Although the first floor did not receive any new furniture, it looked much better after a significant reconfiguration.

Rowland Medical Library has wonderful floor to ceiling windows which had been blocked to most of the first floor by huge journal shelving. Since we, like many other libraries, are going increasingly to e-jour-

nals, much of the shelving was no longer being used. Moving the small humanities collection to the upper floor freed up an area appropriately sized to hold the scaled down journal shelving. We had recently weeded the reference and indexes and abstract collections and were able to condense those into half the amount of shelving previously used just for indexes and abstracts. Moving the reference collection to its new location allowed us to move our very popular leisure reading section to a larger space where the books could be displayed in a more attractive manner. The moving and rearranging opened up a much larger area for tables, chairs, and comfortable seating where students can study, and best of all, this enabled the windows to be visible from the entire floor which makes everything lighter and brighter.

The upstairs change was even more dramatic. The installation of compact shelving was done against the new back wall with completely enclosed study carrels at each end. Book shelving was whittled down to 23 units which were arranged in two rows down the outside of the middle section. In between the shelving, the library now has beautiful new square tables and chairs with open carrels running back-to-back down the center and partially enclosed study carrels on either side. Along the north side of the floor, the library has six group study rooms which have already proven to be immensely popular with students. The new color scheme of brown, grey, white, and orange gives the floor a contemporary but cozy feel, and the new pendant lighting adds to the ambience. So far the students seem delighted with the look and the functionality of the new space.



2nd Floor Before – Before the renovation, the majority of the second floor consisted of rows and rows of book stack and journal shelving.



2nd Floor After – The new plan places bound journals in compact shelving (against the back wall), books in shelving down each side and leaves plenty of room for new open and enclosed study carrels (along the sides of the photo), an array of tables and chairs, and new group study rooms (not shown).

BENEFITS OF THE RENOVATION PROJECT

There were many benefits of the renovation project: a bright new space for our patrons, small-group study rooms for our students, new furniture, and new electric compact shelving. However, there were also three major benefits for us as new employees.

It was decided that each book published before 1986 would eventually be transferred to an off-site location so that fewer shelves would be required in the new 2nd floor. The first step was to identify those books so that the movers would know which ones to pack for off-site and which ones would remain at RML. The solution was to place small red dots next to the call number of those books going to the remote site. We became part of the “red dot brigade,” staff members who were chosen to place the red dots on these books. We were given a shelf list for a certain section, a list of instructions, a red Sharpie pen, and were sent to begin marking books. What we realized, though, is that as we were reading the shelf list and identifying these books, we were learning both the collection and the National Library of Medicine classification system used by RML, with which both of us were still somewhat unfamiliar. One of our favorite discoveries: a book called *Big Fleas Make Little Fleas*.

We were excited to learn that part of the renovation included new carpeting and a new design for the first floor. The reference librarians were assigned the task of redesigning the first-floor layout. This gave us a chance to decide what we liked and disliked about the current set-up. We decided to move the reference collection to the shelves beside the reference desk and create

a cozy reading nook and colorful display area for our leisure collection. Even though we all wanted to move the reference desk closer to the library entrance, it was not feasible to do so, and we finally agreed to leave it where it was and purchase a large sign to place over the desk making us more readily

identifiable to patrons. Finally, the current journal shelving was moved to one side of the library which opened up the space and brought in more light from the windows along the front of the building.

While deciding the placement of furniture on the first floor was not part of our

Creative furnishings offered on Mississippi State Contract

- Children's and teen's area furnishings and creative concepts
- Computer workstations • Circulation specialty products
- Casual seating • Media storage and display



LIBRARY INTERIORS, INC.
THE LIBRARY INTERIORS GROUP ph.800.982.9909
www.libraryinteriors.com

typical job duties, there were three major benefits to the redesign. First, we became intimately acquainted with the steps involved in a renovation project. If we ever want to go into administration, we will be familiar with how some of the process works. Second, it allowed us as new employees to have some ownership of the space. Finally, with four reference librarians having sometimes very different ideas about the new layout, it became necessary for us to hone our compromise skills so that we ended up with a space which represented the ideas of all of the librarians.

During the renovation, we worked with staff from different departments. This allowed us to become better acquainted with and bond with co-workers much more quickly than we probably would have otherwise. We became part of the work team much faster than new employees typically do and quickly learned where our strengths lay and what our role was in this process in relation to other employees and departments. ■

REFERENCES

- Persily, Gail L. and Karen A. Butler. 2010. "Reinvisioning and Redesigning 'a Library for the Fifteenth Through Twenty-first Centuries': A Case Study on Loss of Space from the Library and Center for Knowledge Management, University of California, San Francisco." *Journal of the Medical Library Association* 98(1): 44-48. doi: 10.3163/1536-5050.98.1.015.
- Thibodeau, PL. 2010. "When the Library is Located in Prime Real Estate: A Case Study on the Loss of Space from the Duke University Medical Center Library and Archives." *Journal of the Medical Library Association* 98(1): 25-28. doi: 10.3163/1536-5050.98.1.010
- Tobia, RC and JD Feldman. 2010. "Making Lemonade from Lemons: A Case Study on Loss of Space at the Dolph Briscoe, Jr. Library, University of Texas Health Science Center at San Antonio." *Journal of the Medical Library Association* 98(1): 36-39. doi: 10.3163/1536-5050.98.1.013.
- Tooe, Mary Joan. 2010. "Renovated, Repurposed, and Still 'One Sweet Library': A Case Study on Loss of Space from the Health Sciences and Human Services Library, University of Maryland, Baltimore." *Journal of the Medical Library Association* 98(1): 40-43. doi: 10.3163/1536-5050.98.1.014.

TOP TEN PIECES OF ADVICE FOR NEW LIBRARIANS FACING A RENOVATION PROJECT

- 1. Be flexible.** The original plan called for a three week period of no access to collections, but that quickly fell by the wayside, and instead, we had partial access for months. Because the upstairs was considered a construction zone, there was no patron access to collections. We were a closed stack library with all items retrieved by library staff for patrons. Parts of the collection were available at various times, and things were frequently moved to new locations. We had to continually reassess what we could do on any given day. It really wasn't something we could document either. Most of the time, we had to go upstairs and determine if we could retrieve the item that the patron needed.
- 2. Keep a positive attitude and a smile on your face.** Focus on the upside (in our case, a beautifully redecorated space and new group study rooms.) Always be ready to tell patrons about the wonderful results the renovation will produce. Even if you are really tired of noise and dust and have been up and down the stairs (because the elevator is shut down) about 15 times that day, never vent to a patron. Find your closest, trustworthy colleague and tell her instead.
- 3. Be willing to go above and beyond and don't wait to be asked to help.** Starting new jobs at RML, neither of us anticipated that we would be relocating the entire reference collection, rearranging tons of chairs, scraping glue off bookcases, or other renovation activities, but everyone needed to pitch in and help in order to get things finished which made us feel like we were an important part of the process.
- 4. Know well (research if necessary) the other (non-print) options to which you continue to have access.** We have a substantial e-book collection which was fully available during the renovation, but many patrons didn't think of looking at these resources. We had to be knowledgeable about what we had in order to offer suggestions for alternatives for print books that were unavailable.
- 5. Get to know the people who are moving your stuff.** Their good will and assistance can be invaluable. In our case, once things were at a standstill waiting on the off-site facility, we wanted to separate the book trucks that were pushed tightly together so that we could get to the books and journals they contained. The movers had by this point bought into the library and were willing and able to help us devise a plan to rearrange the carts in order to maximize our access.
- 6. Try to offer patrons something extra to acknowledge their inconvenience.** In our case, the library offered to suspend any ILL fees which would normally be associated with borrowing items that are owned by the library. We had to offer this service since many of our items were unavailable.
- 7. Know what other public or academic library resources are available in your area.** We were fortunate that Melissa had previously worked for the Mississippi Library Commission and had extensive knowledge about other local library resources whether it was study space or print materials.
- 8. If your renovation causes substantial inconvenience, it's a big help if your boss "has your back."** Our library director had cards printed and when a patron was unhappy we could give them a card to fill out and offer to set up an appointment with the director. This helped save us from the venting of unhappy patrons.
- 9. Be patient.** If there is one absolute about renovation projects, it is that they never go exactly as planned. Know that things will go wrong, not fit, break, or plans will change. Just remember...one day the renovation will be over, and hopefully, it will be before you retire!
- 10. View the renovation as an opportunity.** Working to mark books and journals to be moved, searching the plastic wrapped carts for a needed journal, moving books and journals to their new locations gave each of us an opportunity to get to know the collection. We feel that working together with the rest of the library staff on such a major project so soon after we were hired helped to fully integrate us into the workplace and given each of us a stake in the library's future.

Storage Room to Conservation Lab: How the University of Miami Libraries Built the First Lab in South Florida

Scott David Reinke

Preservation Administrator

Assistant Professor

University of Miami

s.reinke@miami.edu

Duvy Argandona

Conservation Technician

University of Miami

dargandona@miami.edu

ABSTRACT

Repurposing buildings or space inside buildings is a common practice, but one that often comes with limitations and compromises. When the library administration at University of Miami Libraries decided to build the first paper and book conservation lab in south Florida they had to look at library spaces in a new way and hired the libraries' preservation administrator to oversee the project. Richter Library, the flagship library for the University of Miami, has a gate count of over a million visitors a year, so there is constant pressure to expand individual and group study areas, add computers, and find storage space for growing collections. With these constraints, there was no way to convert potential public space into a conservation lab, so the search went behind the scenes.

INTRODUCTION

In the last 30 years, most of the large academic research libraries in the United States have invested in preservation programs and dedicated space for conservation labs. The University of Miami Libraries lagged in this trend, and only in 2010, formally committed resources to this endeavor. Under the leadership of a new dean and university librarian, the UM Libraries has gone through a rapid transformation. The collections that were amassed during the past 50 years were suffering from heavy use, and the excellent special collections materials needed professional care. Under his leadership, Dean William Walker made the

development of a preservation program a priority and a fundamental goal of the libraries' strategic plan.



The entrance to room 136 is the door on the right.

ROOM 136

Ideally, a conservation lab is included in the plans of a larger project, such as a building renovation or the construction of a new library. When this is not an option, many conservation labs have been created in basements, but Richter Library has no basement. Other universities have built conservation labs at offsite or high density storage buildings where space is relatively inexpensive, but this was not a viable option with the UM Libraries' offsite facility twelve miles from campus. The only remaining alternative was to locate an underutilized space in a non-public part of the library.

After exploring all of the options, the library administration settled on Room



Room 136 looking towards the back wall and plywood walled closet.

136, located on the first floor between an elevator shaft and a mechanical room near the loading dock. It took vision to look at this storage space and see a state-of-the-art facility designed to handle UM Libraries' rare and unique treasures, but it was underutilized and could never serve as a public space. The location provided the opportunity for security, elevator access to the collections, load bearing concrete floors for equipment, and access to water and drainage. Although it is not overly spacious at approximately 1000 square feet, it was the best option available and could be transformed into a functioning lab with proper planning and monetary investment.

FUNDING

Identifying a space to repurpose was only the first step in a process that took over a year to complete. Next, the proposal needed the approval of the provost in order to develop a project budget. Within a university, there are always competing interests for funding, so the library administration drafted a program statement to justify the importance of building a conservation lab illustrating how the lab would support the libraries' strategic goals of supporting student education and improving access to the collections. Once the provost approved the proposal, the library contacted the campus Office of Real Estate and Facilities, and a project manager was assigned to the project. The project team generated a "Request for Services" document with a budget estimate, and an architect joined the team, allowing for the design process to start in February 2010. These steps were accomplished before the preservation administrator came on board in March 2010, primarily under the direction of Cheryl Gowing, the director of information management and systems.

DESIGNING

Designing a space is far different from working in a space. All of the features that

administrator prepared a written statement and provided Material Safety Data Sheets (MSDS) sheets for all chemicals that were going to be used in room 136. He was also asked to specifically describe the chemical composition of the water that was going to be drained into the Coral Gables sanitation system. When washing paper, the chemical composition of the water differs each time, according to specific treatment of each item, making it difficult to provide a detailed chemical analysis. Therefore, the preservation administrator compared the water to common liquids disposed of in every home and business in the city: soda and coffee. This information was taken back to the DERM, which rejected it again, stating that it was illegal to dump soda and coffee down the drain because the pH was too low. At that point, the project manager brought in a senior director from the university's Real Estate and Facilities division to help with the process. Eventually, the preservation administrator explained, in person, how the space was going to be used to an official at the DERM, who was concerned that the university was trying to bypass the Coral Gables environmental rules. The official even asked how many 50 gallon drums of chemicals were going to be dumped down the drain of this large sink. The whole project was nearly derailed, but through patient explanation, the university prevailed and the permits were issued.

CONSTRUCTION BEGINS, AND ENDS

In August 2010, the demolition process began immediately followed by construction. This part of the project went smoothly under the guidance of the general contractor, but there were still plenty of details for the preservation administrator to address such as the color palette, flooring, and security systems. By September 2010, construction was complete, and the inspectors signed off on the project. The space was ready for the equipment and furniture. The months and months of work was finally beginning to show tangible results as the space was transformed from a cluttered storage room into a bright and open space.

FURNITURE AND EQUIPMENT

From November 2010 through February 2011, the preservation administrator assembled work benches and tables with the assis-



The workbenches and tables all needed to be assembled.

tance of a student worker. These items were purchased from C & H Distributors, based in Milwaukee, WI. The benches were selected based on the ability to add a variety of components to the bench top, such as lighting, shelving, drawers, and a swinging arm for the computer keyboard and moni-

tor.

In addition to benches and tables, a variety of specialized equipment had been ordered to create a functioning conservation lab. The university has very specific procurement procedures, and once vendors were identified, they had to be approved by the university's Purchasing Department. Since many of the items, such as the ultrasonic welder, were only available from a single vendor, the preservation administrator had to justify why certain items had to be purchased from particular vendors. Fortunately, some vendors were able to supply multiple pieces of equipment, but the purchasing process still involved stacks of paperwork.

For example, Bindery Tools, located in New Holland, PA, was able to supply some of the basic bookbinding equipment such as a Jacques board sheer, short standing press,

GN Associates, Inc. Library Furniture and Shelving



MS State Contract Purchasing, Space Planning, CAD Renderings, Budget Projections, Consulting Services
Palmieri Furniture and MJ Steel Shelving
glenn @glennnorton.com
888-828-0850

job backer, nipping press, press boards, and a sewing frame. Preservation Technologies, in Cranberry Township, PA, provided a deacidification spray system. Bill Minter provided the ultrasonic welder, which was delivered from Woodbury, PA. The ultrasonic welder took about six months for delivery, but it has already seen steady use since it was installed in March 2011. Two other important pieces of equipment were purchased from Museum Services Corporation in St. Paul, MN: the manuscript suction device with vacuum pump and the paper conservation table with humidification dome, which have both proven useful while working with archival materials.

One final piece of equipment will be delivered in June 2011 which will help put damaged books back in the hands of patrons. A board slotting machine designed by Jeff Peachey from New York, NY, will allow conservation staff to efficiently reattach book covers. During previous decades of collecting, the libraries' Special Collections Department often purchased damaged volumes due to limited funding for acquisitions. These volumes are an important part of the collection, although access is limited due to the condition. Repairing these volumes is a high priority for the conservation lab.

The ability to purchase equipment for

the conservation lab was made possible by a generous donation to support preservation activities at the University of Miami Libraries. Without funding, this would have been a lovely space filled with second hand furniture and a few book presses. Conservation work does not need an extensive list of equipment; a couple of dedicated staff with appropriate training and a few hand tools can produce incredible work. However, having this additional equipment will allow the conservation staff to offer a wider variety of treatments to support the collections.

OPEN FOR BUSINESS

In March 2011, the UM Libraries' conservation lab began accepting materials for treatment. The conservation technician moved from her cubical in Technical Services to a work station in the lab. She performs conservation treatments with the assistance of two University of Miami student workers. The first major project to enter the queue was the Antonio Fernandez Reboiro collection of silk screen theater posters housed in the libraries' Cuban Heritage Collection. This collection of 91 items is being repaired, deacidified, and encapsulated to improve access and reduce the risk of damage.



Room 136 filled with equipment and workstations.

CONCLUSION

Locating and repurposing space in a library can be a challenging endeavor with many obstacles. Detailed planning is essential, although it is a luxury in some cases. At times, action must be taken when an opportunity presents itself. Most conservation labs spend years in the planning stage, so to transform a storage space into a functioning lab in one year is quite an accomplishment. The newly constructed conservation lab will play a large role in helping the libraries meet the goals of the strategic plan to support student education and provide improved access to special collections materials. What began as an underutilized space has fulfilled the vision and can now bring new life to the University of Miami Libraries' exciting collections. ■

If You Build It, They Will Come: Development of a Library Teen Room

Casey Hughes

Administrative Assistant

Natchez Adams Wilkinson Library Service
chughes@naw.lib.ms.us

Susan Cassagne

Director

Natchez Adams Wilkinson Library Service
scassagne@naw.lib.ms.us

Marianne Raley

Reference Librarian &

Youth Services Coordinator

Natchez Adams Wilkinson Library Service
mraley@naw.lib.ms.us

ABSTRACT

This article describes the creation of the Teen Zone in the Judge George Armstrong Library in Natchez. The article will explore how the idea evolved, how funding was obtained, the process of designing the layout with contents that would appeal to teens, and how it was publicized.

INTRODUCTION

"If we build it, they will come" was the goal of our project to create a teen room for the Judge George Armstrong Library in Natchez. We wanted to design a room that would be an inviting, fun, and safe place for the teens/young adults in our community.

In addition to housing the young adult collection, the room would offer an area for gaming, internet, crafts, and other attractive activities.

HISTORY AND BACKGROUND

It took us a while to get to this point. In 2003, the Armstrong Library did not even have a young adult collection. That year we hired a new reference librarian who, as it turns out, had experience as a teen librarian in her prior position. She was given the go-ahead to begin developing a young adult collection. It started as one shelf in the back corner of the nonfiction area, which we optimistically called the Teen Zone which

had a banner that was almost as large as the collection! As resources allowed, the collection gradually grew and attracted both teens and adult patrons.

In 2008, a devastating event turned out to have positive effects. Hurricane Gustav roared through Natchez, tearing two cupolas from the roof of our library allowing water to gush into the building. Most of our collection was saved by the rapid response of our director, her husband, and son who live only two blocks away. But the building itself was a disaster, and major renovations had to be done. The roof was replaced in 2009, and in 2010, it was finally time to replace the carpeting. Replacing the carpeting in a two story library building and moving every shelf, book, and item, with no professional help, can be a challenge. We chose to look on the positive side.

We decided this was the perfect time to redesign our layout and asked for help from the Mississippi Library Commission (MLC). They kindly sent Jennifer Walker, Kathy Buntin, and Barbara Price who had many great ideas. Kathy actually asked how attached we were to this reference room and wondered if we could envision it being used for another purpose. At the time, we had a typical reference room with printed reference materials, and Kathy suggested that a room dedicated to reference was really a waste of space, since reference information is increasingly available online. This got us thinking and an idea was born! It became obvious that this would make a fantastic room for teens. But first, we had to finish the renovations and get the library reopened.

GRANT PROPOSAL

MLC's announcement of the Library Services and Technology Act (LSTA) Grant Program could not have come at a better time. Here was the potential funding for the new teen room. Since our financial

resources are scarce, we were very fortunate that our Friends of the Library agreed to provide the required matching funds.

In the midst of the chaos of renovation, the library director and teen librarian managed to put together a grant proposal. Through their research, they found the original blueprints and discovered that the room was designated as a teen room when the library was first designed in 1963. But, by the time the building was completed in 1965, that room had become the reference room.

The grant proposed to return the room to its intended purpose – a room to attract the teens and young adults of the community. Attract is the operative word. The room should do more than house materials for teens. It should somehow attract teens to visit and to come again.

Teens have so many demands on their time that often library use is only considered for school reports. One goal was to create an atmosphere conducive to fun, in order to show this age group that the library is more than books and research, but that it is truly a place for lifelong use. Plus, some teens simply have nowhere to go when they're not in school. This can lead teens to unsafe places or result in inappropriate behavior. So, another goal was simply to provide a safe haven that would attract this group of teens.

By offering a safe and attractive meeting place for teens, we expected to increase usage of our library for this age group. We wanted to increase both library visits and circulation of young adult materials. We hoped to turn school-project-only teen users and nonusers into regular library visitors.

ATTRACTING TEENS

Attracting teens is easier said than done. Our teen librarian is an active member of the Young Adult Library Services Association (YALSA) and learned a lot through that resource. In addition, she and our director spent a day visiting other teen rooms in the Jackson area. The best resource was our teen patrons. Last year's Teen Summer Library Program was held in the unfinished room, still filled with boxes of weeded books, and participants were invited to share their ideas.

The wall that connects the room to the rest of the library is mostly glass, so the inte-

rior of the room can be easily seen. We knew that in order to initially attract teens, the visual impact of the room was important, so we used bright colors. One wall was already orange red, so we painted the other walls lime green, bright sky blue, and half blue and half green. The trim and many of the furnishings were black, which tied into the black and white tiled floor and really helped pull the room together. Besides, teens love black. There is a terrific rug that ties all the colors together.

A popular teen activity is playing Wii video games, but many teens do not have a Wii available at home. So video games and a huge flat screen HDTV were essential attractions. We also have a license to show movies. The games and TV are in a locked cabinet to control access.

Music is important to teens, so we have a karaoke machine. Low tech games and puzzles are available, along with all sorts of crafts. Perhaps the most popular item is an old fashioned popcorn popper, just like at the movies.

We wanted to include computers, but they were not in the budget. However, we had recently purchased two new laptops for staff, so we were able to recondition their old computers for the teen room. New computer stands and chairs were purchased, and teens are encouraged to bring their laptops to the library to take advantage of the free wireless access.

Teens have to be able to lounge around – no matter what they are doing. So we have several kinds of flexible furniture. There are six brightly colored short tables that can also be used as stools and can be stacked for storage. There are four ottomans that can be used as tables or for sitting which can also be pushed together to make a couch. There are two big comfy chairs for reading or relaxing and 18 stackable chairs to use when watching movies, having meetings, or working at the two activity tables.

And yes, we even have books! Our young adult collection has come a long way since it occupied only one shelf. One wall has tall book shelves full of fiction, and another wall has low shelves with nonfiction. In addition, there are teen magazines in a display rack and a collection of young adult books on tape and compact disc. One end of the room serves as a reading nook with comfortable chairs and tables. The other end of the room has cabinets that



Before the renovation.

house the television, games, and supplies. The middle of the room has tables for crafts, games, puzzles, and other activities. Immediately outside the room is where we moved what was left of the reference room making the adjacent area an ideal place for quiet study.



Book-shaped stress relievers.

GETTING THE WORD OUT

In our small county (population about 30,000), a new teen room was considered newsworthy, and we were fortunate to get good publicity through our local newspaper. In addition, we wrote blog posts about the progress of the room, which included lots of pictures. Plus, the community was kept informed through Facebook and Twitter. The teen room now has its own Facebook page, which we hope will develop into a teen communication center.

In February, MLC asked us to prepare a display for their exhibits in the rotunda at the State Capitol. Our director and teen librarian went to Jackson, equipped with book-shaped stress balls that read Armstrong Library Teen Zone, which proved to be very popular. The legislators, as well as their staff, seemed to be quite impressed with our teen room.

GRAND OPENING

In October 2010, the Teen Zone was opened to the public in time for a Halloween party. Elected officials, members of the community, and of course, teen patrons came to see our new room and were extremely impressed. Everyone felt that Natchez was so lucky to have this kind of place for teens. Library staff were very proud, since they did all of the work.

AFTERWARD

The Teen Zone has been open and fully functional for about a year. Several pro-

grams have already taken place. Over the Christmas holiday, there was a program to make homemade ornaments and gingerbread houses. Around Valentine's Day was a Death by Chocolate Day, where teens watched the original *Willie Wonka and the Chocolate Factory* and experimented with all kinds of chocolate concoctions. During spring break, an open gaming session was held where teens could bring in their games, as well as play the ones the library owns. There was also singing and dancing going on during Karaoke Time. (Fortunately, with the door closed, the noise does not bother the rest of the library.)

Although it's early yet, we are already seeing an increase in teen visits and circulation. As an added bonus, the attention given to this collection has attracted some adults who are more comfortable with this reading level, as well as adults wanting to know more about teens. We have also



After the renovation.

caught a few pre-teens trying to sneak in, so we know we have created an attractive place.

When asked if she thought the room was a success, the teen librarian told a story about one young man who entered the room for the first time. After looking around big-eyed, he asked if this room was really for any teen. When reassured that it was, he broke out in a big smile and said, "This is paradise!" ■


Library furnishings are available on Mississippi State Contract:

- Computer workstations
- Library furnishings and shelving
- Media storage and display
- Circulation specialty products
- Table and casual seating
- Children and teen areas



LIBRARY INTERIORS, INC.
THE LIBRARY INTERIORS GROUP

ph.800.982.9909
www.libraryinteriors.com



*Willie Morris Public Library
Jackson, Mississippi*

News Briefs

Tina Harry

*Associate Professor/Catalog and Assistant
Automation Librarian
University of Mississippi
tharry@olemiss.edu*

FIRST REGIONAL LIBRARY BRANCH WINS JOHN COTTON DANA AWARD

First Regional Library's branch in Como, The Emily Jones Pointer Public Library, has been selected as one of eight nation-wide winners of the prestigious 65th Annual John Cotton Dana Library Public Relations Award. The \$10,000 prize was awarded to the library for the public relations efforts surrounding the LSTA grant-funded "Como Elders Remember Panola County Music" program, which united the community in an effort to preserve and promote the rich history of Panola County music. (For more information: <http://www.firstregional.org/comoelders.html>.) Other winning libraries were from California, Texas, Iowa, Pennsylvania, Washington, Minnesota, and Utah. Submitting the award for the Como Public Library were Como Branch Manager, Alice Pierotti (left), First Regional Library Youth Services Coordinator, Judy Card, and First Regional Library Public Relations Specialist, David Brown. The award will be presented this summer at the annual American Library Association conference in Anaheim, California.



Pierotti, Card, Brown

– Submitted by David Brown, Public Relations Specialist, First Regional Library



Audience members enjoy the concert in the Pass Christian City Hall Courtyard.

WORDS AND MUSIC COMMUNITY CULTURE SERIES CONCERT IN THE COURTYARD

The Pass Christian community enjoyed hot jazz on a cool spring night compliments of the quartet of Evan Christopher and Clarinet Road. This was the first event in the Words and Music Community Culture Series sponsored by the Pass Christian Public Library. The free concert, featuring renowned clarinetist Evan Christopher, was held in the City Hall Courtyard. Audience members brought their chairs and blankets and enjoyed the beautiful spring evening.

The Pass Christian library is able to offer the Words and Music Community Concert Series through a generous grant from the Mississippi Development Authority! Upcoming events include a Cajun music concert, author program and story teller. To learn more, you can visit <http://www.ci.pass-christian.ms.us> or <http://www.harrison.lib.ms.us> or email at passchristianlibrary@gmail.com or you can call the Pass Christian Public Library at 228-452-4596.



Evan Christopher and Clarinet Road entertaining the crowd.

– Submitted by Wendy Allard, Children's Librarian, Pass Christian Public Library

NEW PRESIDENTIAL ARCHIVES TOOLS AVAILABLE AT MSU LIBRARIES

Mississippi State University Libraries' University Archives Department announces the addition of new finding aids for the collections of MSU Presidents.

"So far we have seven .pdf versions of these inventories available to our patrons," said Ryan Semmes, Assistant Archivist at MSU Libraries, "and they cover MSU's presidents from its beginnings with Stephen D. Lee in 1880 to Buz Walker in 1930."

Semmes went on to share that University Archives anticipates adding at least five more similar finding aids before the end of the spring 2012 semester.

For more information on these new presidential inventories and on MSU Libraries, please visit <http://library.msstate.edu/specialcollections/archive/presidents> or contact Semmes at 325-9355.

– Submitted by Lyle Tate, Special Projects Coordinator, Mississippi State University Libraries

SECOND ANNUAL TEACHERS INSTITUTE OFFERED AT MSU LIBRARIES

The National Park Service, Mississippi State University Libraries, and the Ulysses S. Grant Association announce the Second Annual Social Studies Teachers Summer Institute to be hosted at Mississippi State University's Mitchell Memorial Library.

The purpose of the Institute, which will be held June 17-22, 2012, is to assist history/social studies educators in teaching the relevancy of the Civil War to students of the 21st century. The Institute offers teachers a broad spectrum of lectures by accomplished Civil War scholars plus on-site visits to Shiloh, Corinth, Jackson, and Vicksburg. Thanks to a grant provided by the National Park Service's "Teaching History Through Civics," participants will be provided with on-campus lodging, transportation to and from historic sites, and meals.

Applications for the week-long Institute

will be accepted from public, private, and home-school teachers, and 30 participants will be selected on a first-come, first-served basis. Teachers selected for the Institute will be eligible to receive 4 Continuing Education Units through Mississippi State University at a cost of \$20. No partial CEUs will be awarded.


Interested persons should visit <http://library.msstate.edu/content/templates/usgrant/2012%20Brochure.pdf> to apply and/or contact Elizabeth Coggins, U.S. Grant Association, at 662-325-4552 or ecoggins@library.msstate.edu with any questions.

– Submitted by Lyle Tate, Special Projects Coordinator, Mississippi State University Libraries

HISTORICAL LECTURE SERIES CONTINUES AT MSU LIBRARIES

The John F. and Jeanne A. Marszalek Library Fund and Lecture Series continued at MSU Libraries on Wednesday, March 21, 2012. Featured lecturers for this installment of the series were Dr. Thomas A. Horrocks, Associate Librarian for Collections at Harvard University's Houghton Library, and Kevin B. Johnson, 2012 Marszalek Graduate Student Award recipient.

The John F. and Jeanne A. Marszalek Library Fund and Lecture Series was established in 2002 by John F. and Jeanne A. Marszalek and by the Mississippi State University Libraries to encourage use of primary source materials related to American History, the Civil War and Reconstruction, Jacksonian America, and Race Relations. The Series includes papers presented by university students and a lecture by an



Dr. Tom Horrocks shares his presentation on Abraham Lincoln during the 2012 John F. and Jeanne A. Marszalek Library Fund & Lecture Series at MSU Libraries.

established historian of national reputation. The Marszalek Library Fund is a special fund used annually to purchase primary source materials to be added to the holdings of Mitchell Memorial Library.

For more information on MSU Libraries and the Marszalek Lecture Series, please visit <http://library.msstate.edu/Marszalek/>.

– Submitted by Lyle Tate, Special Projects Coordinator, Mississippi State University Libraries

ULYSSES S. GRANT COLLECTION DESIGNATED AS PRESIDENTIAL LIBRARY

Mississippi State now officially serves as host to a presidential library – one of only five universities in the nation to share such a distinction.

Ulysses S. Grant Association President Frank J. Williams formally announced the decision of the organization's board of directors to designate the Ulysses S. Grant Collection at MSU's Mitchell Memorial Library as the Ulysses S. Grant Presidential Library on Friday, May 18, 2012.

The announcement came during the association's annual meeting at MSU Libraries as part of the organization's 50th anniversary observance.

"We are extremely grateful to the Ulysses S. Grant Association for entrusting Mississippi State University with the long-term responsibility for managing and showcasing this treasure trove of vital American history," said MSU President Mark Keenum. "Our university feels a deep bond with this organization and a shared vision for what a marvelous resource this collection is and what it can and will become."

Since 2008, Mitchell Memorial Library has been the repository of correspondence, photographs, books, memorabilia, and other documents related to the military career and presidency of America's 18th president.

For the third time in the past four years, the library welcomed association members and directors, including Williams, a former Rhode Island Supreme Court chief justice.

The Grant Presidential Collection consists of some 15,000 linear feet of correspondence, research notes, artifacts, photographs, scrapbooks, and memorabilia and includes information on Grant's childhood



(l to r) US Grant Association Executive Director John Marszalek, US Grant Association President Frank Williams, MSU President Mark Keenum, and Dean of Libraries Frances Coleman take part in the signing of an addendum to the original Grant Collection acceptance papers. This addendum officially names and unveils the Ulysses S. Grant Presidential Library at MSU Libraries.

from his birth in 1822, his later military career, Civil War triumphs, tenure as commanding general after the war, presidency, and his post-White House years until his death in 1885. There are also 4,000 published monographs on various aspects of Grant's life and times.

Through a 2008 agreement with the Ulysses S. Grant Association, the MSU Libraries became the official host of the Grant papers. John F. Marszalek, a nationally recognized Civil War scholar and MSU Giles Distinguished Professor Emeritus, was named its executive director and managing editor.

For more information about the Ulysses S. Grant Collection at Mississippi State University Libraries, visit <http://library.msstate.edu/USGrant/>.

– Submitted by Lyle Tate, Special Projects Coordinator, Mississippi State University Libraries

MSU LIBRARIES' RAGTIME FESTIVAL RETURNS FOR A 6TH YEAR

Razzle-dazzle rhythms... Spectacular showmanship... Energizing entertainment...

The Charles H. Templeton Ragtime Jazz Festival returned to Mississippi State University Libraries for the weekend of March 30-31, 2012. Close to 200 guests over the weekend attended concerts, "living room" sessions, and lectures centering around the unique Charles H. Templeton, Sr. Collection in MSU Libraries.

The 2012 Festival featured Jeff Barnhart, a highly regarded and versatile pianist,

vocalist, bandleader, recording artist, and composer; Brian Holland, a Grammy-nominated ragtime, jazz, and stride piano entertainer; Carl Sonny Leyland, a boogie-woogie virtuoso; Martin Spitznagel, a “face-melting” musical talent who excels in blending ragtime with current popular melodies; and David Jasen, one of the most highly regarded authorities on ragtime music.

As an outreach of the Festival, Spitznagel led a master class for MSU’s Department of Music and visited elementary school children at Starkville’s West Oktibbeha Elementary.

The 6th annual Charles Templeton Ragtime Jazz Festival was again sponsored by the Mississippi State University Libraries; the Charles Templeton, Sr. Music Museum; the Starkville Area Arts Council; the Rotary Club of Starkville; the Greater Starkville Development Partnership; and, in part, by grants from the Mississippi Arts Council and the National Endowment for the Arts.

For more information on MSU Libraries and the Charles Templeton Ragtime Jazz Festival, please visit <http://library.msstate.edu/>.



Ragtime entertainer Martin Spitznagel entertains at Starkville’s West Oktibbeha Elementary School during the week of Festival events.

– Submitted by Lyle Tate, Special Projects Coordinator, Mississippi State University Libraries

FIRST REGIONAL LIBRARY SYSTEM JOINS MSU-BASED MISSISSIPPI LIBRARY PARTNERSHIP

Mississippi’s largest library consortium is adding new libraries and changing its name. Via a new merger, the system serves 53 libraries in 14 Mississippi counties.

The Mississippi Library Partnership (MLP), formerly known as the Golden Triangle Regional Library Consortium

(GTRLC), welcomes the First Regional Library (FRL) System to its ranks. The FRL System is a five-county public library cooperative with thirteen branches located in Northwest Mississippi. The Region was formed among DeSoto, Tate, Panola and Lafayette counties in 1950. Tunica County joined the System in 1968. The regional headquarters is located inside the branch in Hernando.

Public libraries within the FRL System include facilities in Southaven, Hernando, Olive Branch, Horn Lake, Walls, Tunica, Coldwater, Senatobia, Crenshaw, Como, Sardis, Batesville, and Oxford.

The FRL System joins a partnership with the former GTRLC that served 40 libraries on the campuses of Mississippi State University, Mississippi University for Women, East Mississippi Community College, Starkville High School, and in the cities of Starkville, Maben, Sturgis, Meridian, Jackson, Columbus, Amory, Aberdeen, Ackerman, West Point, Hamilton, Mathiston, Nettleton, Eupora, Weir, Wren, Mayhew, Scooba, Artesia, Crawford, Caledonia, Kosciusko, Duck Hill, Carthage, Durant, Goodman, Kilmichael, Lexington, Pickens, Tchula, Walnut Grove, West, Winona, and Louisville.

“We have simply outgrown the previous name for the Consortium,” said Stephen Cunetto, Administrator of Systems with Mississippi State University Libraries. “The name Mississippi Library Partnership better represents the fact that this network covers more than just Mississippi’s Golden Triangle.”

During a contract signing on March 5, 2012, Dr. Mark Keenum, president of Mississippi State University, welcomed the new libraries to the MLP stating “We’re proud to welcome First Regional Library System to the Mississippi Library Partnership. This relationship brings libraries in northwest Mississippi into the most significant library consortium in Mississippi and allows the University to facilitate shared resources for library patrons during tight budget times and increased utilization of databases that might otherwise be unavailable to community libraries.”

FRL System Director Catherine Nathan is pleased with the decision to join, remarking that “The staff and trustees of the First Regional Library could not be more pleased about joining the Mississippi Library Partnership! We look forward to many years of

resource sharing and collaboration with the membership – and hope that other libraries will consider joining.”

The Mississippi Library Partnership was established in 1993 as a means of increasing the sharing of resources and automation costs as well as the sharing of technical expertise. The mission of the Partnership is to provide a central database that customers can utilize to provide easy access to resources available in the Golden Triangle and Mid-Mississippi regions. Building upon the success of the venture between charter members Mississippi State University and Mississippi University for Women, the Partnership continues to impact libraries and provide exceptional service to its members.

“We are very pleased to have the FRL System join the MLP,” said Cunetto. “With the addition of the FRL System, the Partnership, the only one of its kind in the State, now includes over 50 libraries, including academic, public, and school libraries.”

Since its establishment, Starkville High School, Tombigbee Regional Library System, Oktibbeha – Starkville Public Library, the East Mississippi Community College Libraries, and the Mid-Mississippi Library System have joined the Partnership. Training and ongoing development and support for the Partnership is handled by the Mississippi State University Libraries.

For more information on the Mississippi Library Partnership, please visit <http://library.msstate.edu/gtrlc>.



(standing, l to r) Jerry Gilbert, MSU Provost; Evelyn Hubbard, FRL System Board Member; Frances Coleman, Dean of MSU Libraries; Stephen Cunetto, Admin of Systems, MSU Libraries (seated, l to r) Mark Keenum, MSU President; Catherine Nathan, Director, FRL System.

– Submitted by Lyle Tate, Special Projects Coordinator, Mississippi State University Libraries

MLA MEMBERS AT NATIONAL LIBRARY LEGISLATIVE DAYS

Members of the Mississippi Library Association met in April with all the Mississippi Congressional Delegates during National Library Legislative Days, held in Washington, DC. Among the issues discussed were continued funding for the Library Services and Technology Act (LSTA), continued support for E-rate (the commonly used name for the Schools and Libraries Program of the Universal Service Fund, administered by the Universal Service Administrative Company (USAC)

under the direction of the FCC), Elementary and Secondary Education Act (ESEA), and School Library Federal Funding. We were fortunate to speak with Senators Cochran and Wicker and Representatives Harper, Nunnelee, Palazzo, and Thompson.



— Submitted by Susan S. Cassagne, Director, Judge George W. Armstrong Library ■

Pictured (l-r) are: Stephen Cunetto (MLA President), Jolee Hussey (MLC Commissioner), Susan Cassagne (MLA Legislative Chair and Director, Judge George W. Armstrong Library), Dr. Russell Burns (MLC Commissioner), Lynn Shurden (MLA Vice-president/President elect and Director, Bolivar County Library System), Pamela Pridgen (MLC Commissioner and Director, The Library of Hattiesburg, Petal and Forrest County), Senator Cochran, Celia Fisher (MLC Commissioner), Harvey Fisher, and Dr. Glenda Segars (MLC Commissioner).

People in the News

Mississippi State University Libraries is proud to welcome a new faculty member to its Serials Department.

Derek Marshall joined MSU Libraries' faculty as an Assistant Professor/Serials Librarian in March 2012. He completed his M.L.I.S. in 2001 at the University of South Carolina. Marshall obtained a B.A. in English from the University of South Carolina – Aiken in 2000.



Joan Deegan joined the University of Mississippi Libraries as the new Business Reference Librarian. She received her library degree from Dominican University and her B.A. in English from St. Mary's College at Notre Dame, IN. Previously she worked as Business Reference Librarian at Northwood University and as a corporate librarian at Price-waterhouseCoopers. ■



About Books

Jennifer Brannock

Curator of Rare Books and Mississippiana

University of Southern Mississippi

jennifer.brannock@usm.edu

FICTION

Bridges, Ramona. *Sweet By and By: A Story about Love.* Mustang, OK: Tate Publishing, 2010. 348 pp. \$25.00 (paperback)

Ramona Bridges' first novel, *Sweet By and By*, is set in rural Mississippi around the end of the 19th century. The story follows Addie Coulter, a woman plagued by misfortune and sadness primarily caused by her angry and violent husband Alfred. At the beginning of the book, the reader finds pregnant Addie exhausted from caring for her invalid mother, single-handedly maintaining the household, and rearing her daughter all while enduring the misery caused by Alfred. Addie is able to maintain a benevolent disposition due to her unwavering faith and through the love of friends and family.

As the destruction of Alfred's continuously heinous behavior mounts, Addie's repugnance for him grows. She is adamant about honoring the sacrament of marriage and refuses to leave Alfred much to the dismay of her loved ones. But when tragedy strikes she is given the opportunity to begin a new life, one in which she can find true happiness.

The subtitle describes this book as a story of love. Even though Addie is in a miserable marriage with a sociopath, she takes

comfort in the love that is present in her life through her faith and through the ministrations of her loved ones. The author maintains a steady theme of love, both spiritual and earthly, throughout the book. The power of prayer is a constant theme that is presented through the characters' feelings and actions as well as consistent bible verse references.

To counterbalance Addie's reverence for God and the fondness others feel for her, the author has Alfred commit unspeakable acts ranging from child abuse to murder. We are not privy to the reasons why Alfred is set on this path of destruction or why he feels so compelled to unleash his anger on his family. There are so many atrocities caused by one person that it difficult at times for the reader to conceive that so much sadness and tragedy can befall one woman.

This book would find a place in a public library's religious book collection. It would appeal to readers who enjoy religious books in which love and faith in God give the characters strength to persevere.

Ann McGraw

Media Specialist

Magnolia Park Elementary



NONFICTION

Beaman, John. *Walking is the Worst Exercise: and other Challenges to the Conventional Wisdom of Medicine.* Richton, MS: Family Care Clinic, 2010. 277 pp. \$28.95 (hardcover)

For 25 years, author Dr. John Beaman has been writing a popular medical column for the *Hattiesburg American*. He has now put together a collection of the columns in a self-published book. The book contains ten chapters which are loosely grouped by topic. Each column was driven by the medical questions asked by readers with headings ranging from “No, You Don’t Have Sinus Headaches”; “Life Hurts”; “Depression is Like Diabetes”; to “Young Doctors are Too Expensive.”

Many questions in the columns deal with particular doctors in the area, specific medical ailments, medications and weight loss. Some esoteric questions or testimonies concern dogs curing cancer and other ailments via salvia. All columns are written in his characteristic direct and sometimes caustic style.

The book is addressed to the popular audience, as the columns were targeted to the readers of the *Hattiesburg American*, and is not a medical reference item. The book does provide an index of sorts to many previous columns of Dr. Beaman. This book is recommended for public libraries and to libraries with Mississippiana collections.

Tracy Englert

Information Services Librarian
University of Southern Mississippi



Hackler, M.B., ed. *Culture After the Hurricanes: Rhetoric and Reinvention on the Gulf Coast.* Jackson, MS: University Press of Mississippi, 2010. 194pp. \$50.00 (hardcover)

Edited by M.B. Hackler, *Culture After the Hurricanes: Rhetoric and Reinvention on the Gulf Coast*, contains six essays that examine the ways in which culture has been “described, quantified, and understood by a wide variety of stakeholders, from community activists to elected officials, artists to policy wonks” (4). The contributors investi-

gate cultural planning and policy by examining the language used in the cultural discourse following the hurricanes.

Villmoare and Stillman explore the residents’ “right of return” to their homes in New Orleans after Katrina struck. They discuss the differing visions of the new New Orleans and how complex cultural factors influenced the way the city has rebuilt itself. Jay D. Edwards’s challenges accepted architectural histories of the Crescent City in his cultural geography of the shotgun house, arguing that New Orleans’s architectural history needs to include the importance of the shotgun house, which would mark the shotgun-crescent neighborhoods as culturally relevant and deserving of attention and money for restoration.

Benjamin Morris uses restaurants and recipes to explore how the culinary arts have “not just been ‘rebuilt’ as part of the city’s infrastructure (of hospitality, of tourism, and of heritage) but have themselves catalyzed and changed the course of the rebuilding process” (94). Jeffrey Schwartz examines the development of neighborhood farmers’ markets in New Orleans. This development, he argues, speaks not only to food access but also to psychological and symbolic functions for the community.

W.D. Wilkerson “explores how pre-Katrina cultural policy, coupled with post-Katrina environmental (mis)management and disaster recovery policies, has desperately endangered the cultural life of one comparatively marginalized parish – Plaquemines Parish” (140). Lastly, Keagan LeJeune examines how the people of southwest Louisiana used signs and holiday decorations to express themselves and give voice to the narrative of the community’s shared experience during Hurricane Rita.

Culture After the Hurricanes is a welcome addition to the scholarship on Hurricanes Katrina and Rita. The discussion of culture, cultural policy, and planning through cultural discourse is a unique approach to studying the effect of Katrina and Rita on various locations in Louisiana. Although the authors come from different fields – history, English, geography, folklore, archaeology, urban planning, and political science – their individual examinations of culture and rhetoric bring diverse points of view together in this volume. Hackler has smartly packaged these thoroughly researched and critically analyzed essays that speak on a topic

that is being lived even now, over five years later.

One minor issue detracts from the volume: the title. Using “Gulf Coast” in the title is misleading to readers, who might believe that the essays cover more territory than is the case. All of the essays are restricted to Louisiana, when Alabama and Mississippi were also heavily affected by these hurricanes. This problem does not, however, detract from the well-written and thoroughly researched essays.

This volume is recommended for academic libraries as well as comprehensive Louisiana collections in public libraries. Scholars, particularly anthropologists, geographers, and cultural historians, as well as people interested in Hurricanes Katrina and Rita and Louisiana history will find this book of interest.

Margaret A. Swanson
IRC Librarian
Delta State University



Hubbell, Macklyn (text), and James Goldman (photography). *Goldman’s Gold: An Album of Photographs Taken in 1968 of the Marks’ Mule Train.* Cleveland, MS: Hubbell, 2010. 63 pp. \$40.00 (hardcover).

Goldman’s Gold is concerned with the 115 demonstrators who started their march in the Poor People’s Campaign of May-June 1968 in mule-drawn wagons in Marks, Mississippi. The main feature of the book is 30 photographs taken by Dr. James O. Goldman, a local dentist.

The photographs are arranged in chronological order, which provide a step-by-step documentation of the early stages of the march out of Marks. Among the photographs are such compelling images as a covered wagon with the words “Stop the War, and Feed the Poor” (47), and a view of a line of wagons crossing the Coldwater Bridge (59).

In the introductory section, Hubbell writes, “Considering the converging of hundreds and hundreds of people on Marks, the conflicts between the local and state leaderships and the marchers were minimal” (vi). Nevertheless, the photos include some very vivid images of police in helmets using clubs and images of protes-

tors fleeing in fright and confusion (23, 25, 27, 29, 31).

Each photograph is accompanied by a caption that provides useful information about the photograph. However, it would have been more helpful if the captions identified the names of the leaders shown in the pictures.

The introductory material seeks to set the historical context, but contains too much irrelevant information about the 1960s. Not until the end of the introduction, does Hubbell finally focus on the planned march as it pertained to Marks, specifically. For example, it is noted that Mayor Langford arranged for the demonstrators to have a place to camp out and also provided "lights, water, and outdoor toilets at the city's expense" (vi). However, other historical information, such as why the protestors in Marks and other places chose to use mule trains, is omitted.

Hubbell is a minister who does not have a background in historical writing or scholarship. Other works, such as Robert Weisbrot's *Freedom Bound* and *Civil Rights: An A-Z Reference to the Movement that Changed America* give detailed descriptions of the march and look at the march from a broad, national perspective.

However, the unique contribution of *Goldman's Gold* is found in its intimate portrayal of the Civil Rights Movement at the local level. The book is an excellent visual document of how the Poor People's Campaign began in Marks, and thus shows how the local community played a role in an event of national historical significance.

Goldman's Gold is recommended for readers who are interested in learning more about the aspects of civil rights history that are not normally covered in texts on the subject. The book would also be suitable for inclusion in public and school libraries, particularly in the Mississippi region, but in other parts of the nation as well. Although *Goldman's Gold* has certain flaws as a work of historical scholarship, it has educational value because of its visual treatment of a specific aspect of the Civil Rights Movement.

William L. Bahr
Director

Marks-Quitman County Public Library

Cole Hunter. *The Legs Murder Scandal*. Jackson: University Press of Mississippi, 2010. 382 pp. \$30.00 (hardcover)

In 1934, Laurel, Mississippi was like any other small southern town. People went to work and church, entertained family and friends, greeted their neighbors, and did their best not to become the center of small town gossip. Unfortunately, on January 25, 1935, the world of Laurel would change forever. It was on this day that Ouida Keeton was arrested in connection with the murder of Mrs. Daisy Keeton, her very own mother. It was on this same day, that Ouida ruined the life of W. M. Carter, her former employer and possible lover, by implicating him in the crime of the decade.

Author Hunter Cole leaves no stone unturned in telling the story of the *Legs Murder Scandal*. His character development, descriptive writing, and use of primary documents enable the reader to become a part of the story. By recounting the trials of Ouida Keeton and W. M. Carter and the effects it had on the individuals, families, friends, and townspeople of this once quiet town, the reader can grieve for the loss of Mrs. Keeton, judge the adulterous acts of Mr. Carter, and question the motives of Miss Keeton. The readers find themselves just as intrigued as the thousands of people who would arrive at the courthouse daily for a chance to see the once beautiful Ouida and to hear the testimony recalling the happenings of January 19-23, 1935. Such testimony includes the man that, while walking with his hunting dogs, came across a set of butchered legs, cut from the knee to the pelvis. While the use of legal jargon can be confusing at times, the author does a relatively good job of explaining the terms. It is, however, a shame a glossary was not provided.

Hunter Cole leaves nothing out of this intriguing story about love and betrayal. Readers will enjoy *The Legs Murder Scandal* for the twists and turns the story takes. The provided timeline keeps the dates and events in order so as not to confuse the reader. Also the afterword, written by Cole, explains the author's process of investigating this historic trial giving the context of why the story was told. This book is recommended for public and academic libraries.

Pamela Williamson
Curator of Visual Collections
University of Mississippi

— ♦ —

Wildmon, Allen. *The Wildmons of Mississippi: A Story of Christian Dissent*. Denver: Outskirts Press, 2010. 395 pp. \$24.95 (hardcover)

Allen Wildmon says that life was like a small country gravel road, lined on each side with trees of different shades of green. The road gets smaller as it fades into the distance and makes a sharp bend in a curve, passing out of sight. Allen's autobiography takes the reader along on his journey down that road. It begins with his childhood memories of growing up in rural Mississippi and ends with his retirement from the American Family Association.

Each of the 55 chapters recalls a detailed story of the struggles and joys of daily life that came with growing up in the south. His simplistic style of writing, actual family photos and detailed recollections put the reader in a setting among the Wildmon family. Allen has a remarkable memory. He recalls the names, places, and mannerisms of many acquaintances throughout his life. Some of these were just acquaintances, while others became life-long friends. Many offered encouragement and sometimes made impacts on important choices in his life. His personal retellings of these encounters leaves the reader enveloped in a sense of belonging, rejoicing, laughing, and sometimes even brokenhearted.

This book would be an enjoyable read for those who love to soak up southern culture, nostalgia buffs, historians, Christians, and those concerned about the break down of society's morals and decency. For over 30 years, Allen and his family have been well known for their relentless efforts to "fight the good fight" in the cultural war. The Wildmons' undeniable integrity and accomplishments will inspire readers, not only to acknowledge the ongoing decline of society's standards and beliefs, but also to take action against companies that sponsor programs that attack and distort traditional family values.

Ginger Mattox
Kossuth Middle School Librarian
Alcorn School District ■

— ♦ —

MISSISSIPPI LIBRARY ASSOCIATION MEMBERSHIP FORM

Membership Year January-December 2012

☐ New Membership ☐ Renewal

Name _____
Mailing address _____

City _____ State _____ Zip _____
Position _____
Library _____
Home Phone _____
Business Phone _____
Fax _____
E-mail _____

One of the primary forms of communication between MLA and its members is the MLA listserv. As a member of the MLA listserv you will receive important announcements from MLA via email and be able to discuss library related issues with your peers. If you are not already a MLA listserv member, can we add your email address to the listserv?

☐ Sign me up! ☐ I decline

A. MEMBERSHIP TYPES

Membership (Any person currently working in a library or information center. Mark by salary range.)

\$0 to \$9,999	\$15 per year	\$ _____
\$10,000 to \$19,999	\$25 per year	\$ _____
\$20,000 to \$29,999	\$35 per year	\$ _____
\$30,000 to \$39,999	\$45 per year	\$ _____
\$40,000 to \$49,999	\$50 per year	\$ _____
\$50,000 to \$59,999	\$55 per year	\$ _____
\$60,000 or above	\$60 per year	\$ _____
Student (2 Year Limit)		
<i>Full or Part-time</i>	\$10 per year	\$ _____
Retired	\$15 per year	\$ _____
Trustee	\$15 per year	\$ _____
Friend of Library	\$15 per year	\$ _____
Institutional Membership	\$45 per year	\$ _____
Vendor	\$40 per year	\$ _____

Lifetime membership

One-time Payment \$1000 \$ _____
Installment Plan

(Payable in increments of a minimum of
\$200 each year until paid in full)

A. MEMBERSHIP TYPES SUBTOTAL \$ _____



<http://www.misslib.org/>
601.981.4586 • Fax 601.981.4501

B. SECTIONS

Enter "FREE" for one section membership
(Enter **\$6.00** for Additional Sections)

Academic (ACRL)	\$ _____
Public	\$ _____
School	\$ _____
Special	\$ _____
Trustee	\$ _____
B. SECTIONS SUBTOTAL	\$ _____

C. ROUNDTABLES

Join one or more roundtables for opportunities in professional growth **\$3.00 EACH**.

ANRT (Automation and Networking)	\$ _____
BLACK CAUCUS	\$ _____
ECTRT (Educational Communication and Tech)	\$ _____
GODORT (Government Documents)	\$ _____
LIRT (Library Instruction)	\$ _____
NMRT (New Members)	\$ _____
SCRT (Special Collections)	\$ _____
TSRT (Technical Services)	\$ _____
2YCRT (2 Year College)	\$ _____
YPSRT (Young People's Services)	\$ _____
C. ROUNDTABLES SUBTOTAL	\$ _____

D. SCHOLARSHIPS

Donation to Peggy May Scholarship	\$ _____
Donation to Virgia Brock-Shedd Scholarship	\$ _____
D. SCHOLARSHIP SUBTOTAL	\$ _____

GRAND MLA TOTAL

(**DUES GRAND TOTAL (A+B+C) AND
SCHOLARSHIP D**) \$ _____

___ Check enclosed (Make payable to Mississippi Library Association and mail to MLA, P.O. Box 13687, Jackson MS 39236-3687). All dues include subscription to *Mississippi Libraries*.

___ Please charge my MLA dues to my:

☐ VISA ☐ MasterCard

Account Number _____

Expiration Date _____

Signature _____

Dues must be paid by **March 15** in order to receive the Spring issue of *Mississippi Libraries* and for annual election of officers. MLA may at times supply its membership list to professional organizations or library vendors.

☐ Check the box if you do not want your name included.

(Revised 12/09)


Must-Have Titles for Mississippi Libraries



CHRISTMAS MEMORIES FROM MISSISSIPPI
 EDITED BY CHARLINE R. MCCORD AND JUDY H. TUCKER
 ILLUSTRATED BY WYATT WATERS
 Warm recollections of the unique Yuletide experience in Mississippi
 \$28 hardback; \$28 Ebook



LOST MANSIONS OF MISSISSIPPI, VOLUME II

BY MARY CAROL MILLER
 Histories and photos of spectacular homes lost to war, disaster, and neglect
 \$35 hardback; \$35 Ebook



ORAIEN CATLEDGE Photographs
 BY ORAIEN CATLEDGE
 EDITED BY CONSTANCE LEWIS AND RICHARD FORD
 INTRODUCTION BY RICHARD FORD
 The celebration of a native Mississippi photographer's work in fine art photography
 \$35 hardback

THE EGG BOWL Mississippi State vs. Ole Miss
 Second Edition
 BY WILLIAM G. BARNER
 WITH DANNY MCKENZIE
 The updated saga of the state's monster football rivalry
 \$25 paperback
 NEW IN PAPERBACK



TREASURED PAST, GOLDEN FUTURE
The Centennial History of The University of Southern Mississippi
 BY CHESTER M. MORGAN
 FOREWORD BY MARTHA DUNAGIN SAUNDERS
 A comprehensive history of a Deep South institution that has prospered and grown
 \$50 hardback; \$50 Ebook



800-737-7788 • www.upress.state.ms.us

UNIVERSITY PRESS of MISSISSIPPI

Celebrating 40 Years

Mississippi Library Association

P.O. Box 13687
 Jackson, Mississippi 39236-3687

NON-PROFIT
 ORGANIZATION
 U. S. POSTAGE
PAID

PERMIT NO. 312
 HATTIESBURG, MISSISSIPPI

